

# Eggs Go Rolling Matching Game






## Prepare the Game:

Print the pages front and back on cardstock. You can also just print the pages with pictures and color the back of the cards yourself. When printing front and back, set your printer to flip on the long edge. Cut out the pieces on the dotted lines. Now you're ready to play!

## To Play:

Mix up the cards and place them face down on a flat surface. Take turns turning over cards. If you don't make a match, your turn is over. If you make a match, go again! Keep going until all the cards are matched.

Whoever has the most matches at the end of the game wins!





LEARNING SPARK  
EDUCATIONAL PUBLISHING



LEARNING SPARK  
EDUCATIONAL PUBLISHING



LEARNING SPARK  
EDUCATIONAL PUBLISHING








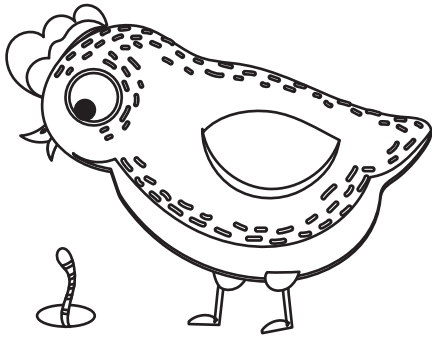


LEARNING SPARK  
EDUCATIONAL PUBLISHING



LEARNING SPARK  
EDUCATIONAL PUBLISHING



LEARNING SPARK  
EDUCATIONAL PUBLISHING





LEARNING SPARK  
EDUCATIONAL PUBLISHING



LEARNING SPARK  
EDUCATIONAL PUBLISHING



LEARNING SPARK  
EDUCATIONAL PUBLISHING



LEARNING SPARK  
EDUCATIONAL PUBLISHING



LEARNING SPARK  
EDUCATIONAL PUBLISHING



LEARNING SPARK  
EDUCATIONAL PUBLISHING



LEARNING SPARK  
EDUCATIONAL PUBLISHING



LEARNING SPARK  
EDUCATIONAL PUBLISHING